Switching Power Supplies

BAE PS-XA-1W-24-080-604-I
Order Code: BAE00TL

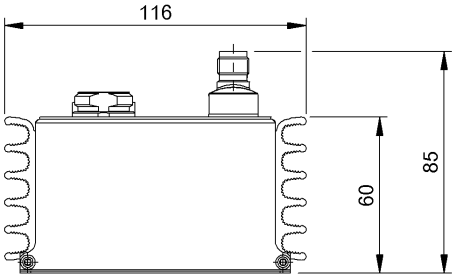

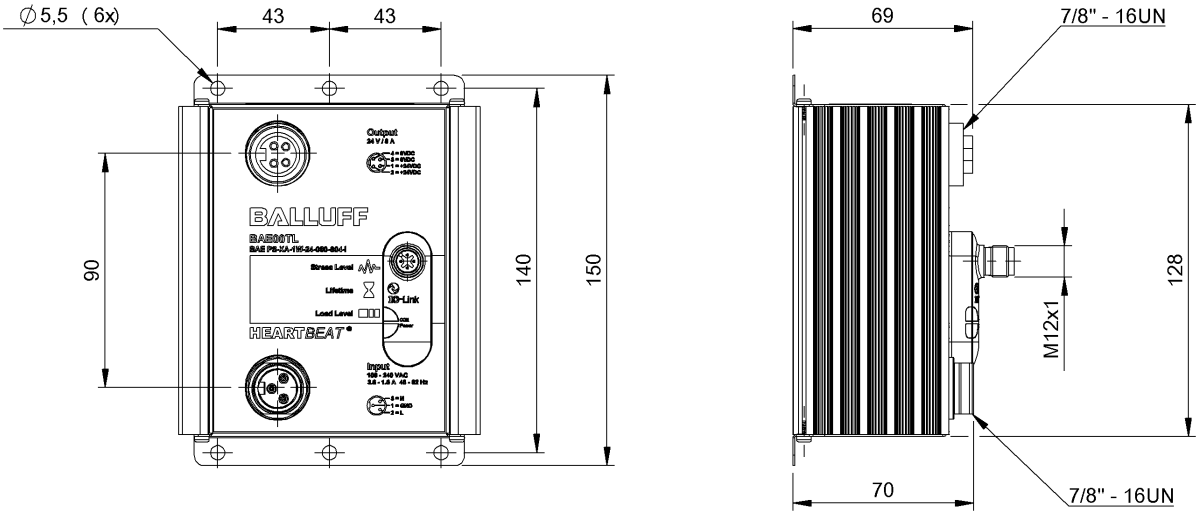

Basic features

Approval/Conformity	CE cULus WEEE UKCA
Basic standard	EN 61204
Series	Heartbeat
Short description	Switching power supply
Version	IP67

Electrical connection

Connection	M12x1, A-coded
Connection (supply voltage IN)	7/8"-Male
Connection (supply voltage OUT)	7/8"-Female
Connector supply voltage IN, type	Male
Connector supply voltage OUT, style	7/8"
Connector supply voltage OUT, type	Female
Interconnected operation type	Series wiring: max. 2 devices Parallel wiring: not possible
Polarity reversal protected	yes
Short-circuit protection	continuous short circuit protection

Electrical data

Derating	-2.5 %/°C >+60 °C
Display	Lifetime Load Level Stress Level
Efficiency typ.	91 %
Hold-up time	≥ 100 ms at 230 V AC ≥ 25 ms at 115 V AC
Input fuse	T 6.3 A internal
Input voltage	90...254 V AC
Input/output insulation voltage	3000 V AC
Inrush current	≤ 20 A
Isolation resistance	≥ 100 MOhm
Load control	±1 %
Output capacity max.	192 W
Output current max.	12 A for max. 4s
Output voltage	24 VDC
Output voltage, tolerance	-1...3 %
Power boost	150 %
Power boost, duration max.	4 s
Protection class	I
Rated input current	1.6 A at 240 V AC 3.6 A at 100 V AC
Rated output current	8 A

Switching Power Supplies

BAE PS-XA-1W-24-080-604-I
Order Code: BAE00TL

Residual ripple max.	1 %
Settling time	1 ms
Switching frequency	110000 Hz
Turn-on time max.	1 s
Voltage control	±1 %
Working frequency	48…62 Hz

Environmental conditions

Ambient temperature	-25...70 °C
Contamination scale	3
Cooling	Free convection
IP rating	IP67, with connector
IP rating IEC 60529 (connector)	IP67 with connector
Over temperature	protected
Relative humidity	100 %
Storage temperature	-25...85 °C
Temperature coefficient max.	±0.03 %/K

Functional safety

MTTF (40 °C)	65.9 a

IO-Link

IO-Link Profil IDs	0x0001 SSP0

Interface

Interface	IO-Link 1.1

Material

Housing material	Aluminium PC

Mechanical data

Casting	PUR
Dimension	116 x 85 x 150 mm
Mounting part	Flange mounting
Weight	1.65 kg

Remarks

Values measured at +25 °C and full load.

For more information about MTTF and B10d see MTTF / B10d Certificate

Indication of the MTTF- / B10d value does not represent a binding composition and/or life expectancy assurance; these are simply experiential values with no warranty implications. These declared values also do not extend the expiration period for defect claims or affect it in any way.

Connector Drawings

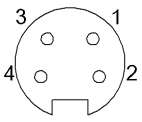

Power OUT
PIN 1: +24V
PIN 2: +24V
PIN 3: 0V
PIN 4: 0V

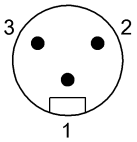

Power IN
PIN 1: GND
PIN 2: L
PIN 3: N