I/O modules

BNI IOL-302-S02-R026
Order Code: BNI0091

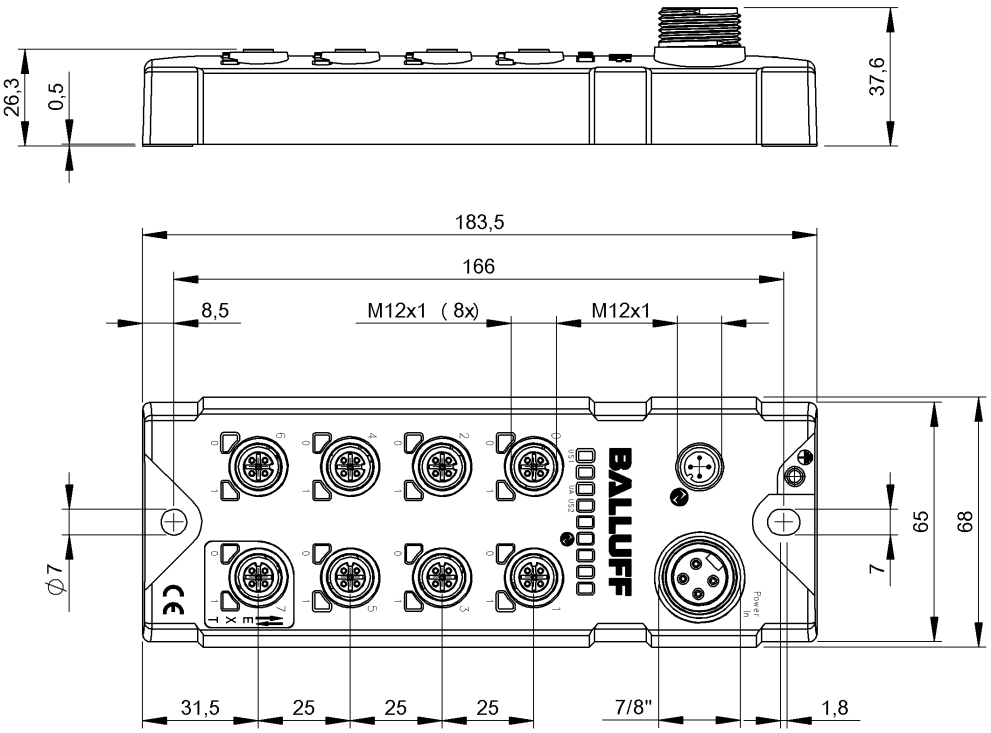

Basic features

Approval/Conformity	CE UKCA cULus WEEE
Scope of delivery	Part label (10x) Port cover M12 (4x) Grounding strap Lock washer Short guide M4x6 screw
Style	Two-row

Display/Operation

Actuator supply UA, indicator	LED green
IO-Link communication indicator	LED green
Module supply indicator	LED green
Sensor supply US indicator	LED green
Switching function display	LED yellow

Electrical connection

Connection (COM 1)	M12x1-Male, 4-pin, A-coded
Connection (supply voltage IN)	7/8"-Male, 4-pin
Connection slots	8x M12x1-Female, 5-pin, A-coded
Contact, surface protection	nickel plated 2 µm/gold plated 0.4 µm

Electrical data

Configurable inputs/outputs	yes
Current consumption without load, max.	65 mA
Current sum UA, actuator	9 A
Current sum US, sensor	9 A
IO-Link function	Device
IO-Link ports, number	1
Operating voltage Ub	18...30.2 VDC
Rated operating voltage Ue DC	24 V
Switching current	16x 2 A

I/O modules

BNI IOL-302-S02-R026
Order Code: BNI0091

Environmental conditions

Ambient temperature	-5...55 °C
Ambient temperature UL max.	50 °C
EN 60068-2-6, Vibration	5...61 Hz, constant amplitude 1 mm 61...500 Hz, constant acceleration 15 g
IP rating	IP67, when threaded in
Storage temperature	-25...70 °C

IO-Link

IO-Link Profil IDs	N/A

Interface

Cycle time min.	6.0 ms
Digital inputs	16x PNP, Type 3
Digital outputs	16x PNP
Extension port	yes
IO-Link version	1.1
Interface	IO-Link 1.1
Process data IN	6 bytes
Process data OUT	2 bytes
Process data cycle min.	6.0 ms
Single-channel monitoring	yes
Transfer rate	COM2 (38.4 kBaud)

Material

Gasket, material	FKM 75
Housing material	PBT, GF30 1.4404 stainless steel, Inserts
Housing shield	no

Mechanical data

Dimension	68 x 39.1 x 183.5 mm
Mounting ground strap	M4 internal thread
Mounting part	2-hole screw mount
Weight	525 g

Remarks

See short guide

Connector Drawings

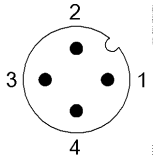

IO-Link
PIN 1: +24V
PIN 2: not used
PIN 3: GND
PIN 4: C/Q, IO-Link DC-Channel

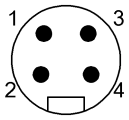

Power IN
PIN 1: +24V
PIN 2: +24V
PIN 3: GND
PIN 4: GND

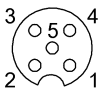

I/O ports
PIN 1: +24V
PIN 2: Input/Output 2
PIN 3: GND
PIN 4: Input/Output 1
PIN 5: Function ground